

DA1422 vocalFON



Registration to DECT Base Station

Before you can make a call, the device must be connected to your DECT base station. This process is called **Registration** or **Subscription** and is usually very simple.

There are two types of base stations:

- dedicated DECT base stations such as Gigaset, Philips ...
- Integrated DECT base stations such as Fritzbox, Speedport ...

Make sure that

- Registration Mode of Base Station switches off after ca 5 minutes
- device is placed near the base station when **Registration**

Then simply press the call button on the device

Voice Assistant: „**Registration activated**“

General Hints

Activate Registration Mode of Base Station

A DECT base station must be switched to Registration Mode before registering a new DECT telephone (e.g. DA1422). For this purpose, all base stations have a button that usually has to be pressed for several seconds (5-10).

Errors, Root Cause and Remedies

If registration fails, Voice Assistant „**Registration PIN wrong**“:

Base Station does not use „0000“ as Subscription PIN

⇒ Execute Registration via PC APP

„**Base Station not in Registration Mode**“

⇒ Switch on Registration Mode of the Base Station


„**Check Base Station**“

Your base station does not allow registration. Mostly the reason is that maximum number of telephones are already registered.

⇒ Delete unneeded telephones in the base station

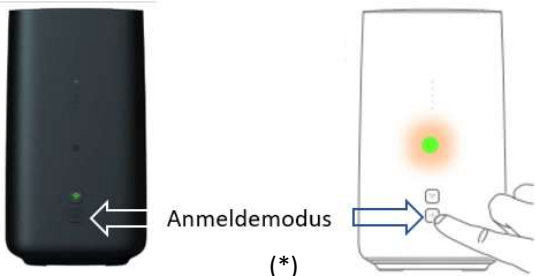
Registration to T-COM Speedport (max 5 phones)

Speedport W724V Smart3



Speedport PRO

(*) Anmelden = Registration



Change of DECT-Base Station

New Registration

If you want to change the base station, you must first delete the existing registration on the old base station. This can be done with the help of the PC APP:

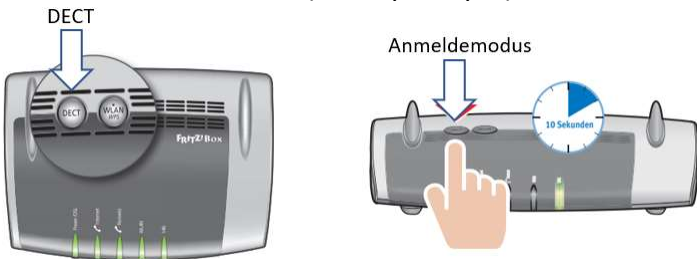
To do this, connect device to PC using the USB cable of the Charging Disc and open the PC APP. You select the **SYSTEM** tab. There you will find the **"De-register device"** button.



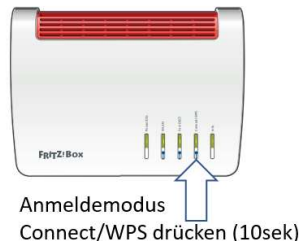
Important: With software version 967 you can register again without a PC APP. To do this, switch the old base and the device off. Switch on device using the Charging Disc. Set new DECT base in Registration Mode and place device near the base station. You will then be prompted: **"Register device"**

Registration to AVM Fritzbox (max 6 phones)

7390, 7490 and 7270 (same principle)



7590



(*) Anmeldemodus = Registration Mode

Registration to Gigaset (max 6 phones)

Gigaset base stations use "Paging" button to activate the Registration Mode. To do this, the Paging button must be pressed for at least 5 seconds.

Attention: There is no flashing LED on cheaper models



(recommendation in case you need a DECT Base)